







# SPOTlight: School Year 2022-2023

## Girard Academic Music Program

<b>School Code</b>	2410	<b>Principal Name</b>	Joanne Beaver
<b>Sector</b>	District	<b>Address</b>	2136 W Ritner St
<b>Network</b>	Network 1	<b>Phone</b>	215 400 8230
<b>Report Type</b>	High School	<b>Admission Category</b>	Criteria Based
<b>Receives K8 Report</b>	Yes	<b>October 1 Enrollment</b>	249
<b>Grades in Report</b>	9 12		
<b>Website</b>	gamp.philasd.org		

## School Performance Outcomes Table


CONDITIONS FOR SUCCESS				
Metric Name	2021-22 Results	2022-23 Results	2022-23 Progress	Metric Description
Student Attendance	85.2%	82.4%	-2.8 %-pts 	Percentage of students attending 90% or more of instructional days
Teacher Attendance	81.8%	87.9%	+6.1 %-pts 	Percentage of teachers attending 90% or more of work days
Student Dropouts (Grades 9-12)	4	1	-3 	Number of students no longer enrolled, and who did not transfer or graduate
Graduation Rate (4-Year Cohort)	100.0%	100.0%	+0.0 %-pts 	Percentage of students graduating high school within four years of first-time enrollment in 9th grade

ACADEMIC GOALS						
Metric Name	2018-19 Results*	2022-23 Results	2022-23 Progress	2018-19 Results*	2022-23 Results	2022-23 Progress
<b>Goal 4: Best by 11th Grade</b>	<b>Keystone Proficient or Advanced</b>			<b>Keystone Below Basic</b>		
Algebra 1	Insufficient Sample			Insufficient Sample		
Biology	Insufficient Sample			Insufficient Sample		
Literature	87.7%	84.9%	-2.9 %-pts 	1.5%	3.0%	+1.5 %-pts 

\* Due to COVID-19 pandemic-related test cancellations and exemptions, Keystone results for 2022-23 are compared to pre-pandemic (2018-19) performance.

Metric Name	2021-22 Results	2022-23 Results	2022-23 Progress	Metric Description
<b>Goal 5: Grade 12 CTE</b>	<b>NOCTI Competent or Advanced</b>			
NOCTI	Insufficient Sample			Percentage of students passing the industry standards assessment specific to each Career and Technical Education (CTE) program

All SPOTlight indicator colors are based on unrounded changes in results. Percentage point changes are rounded to the nearest tenth for display.

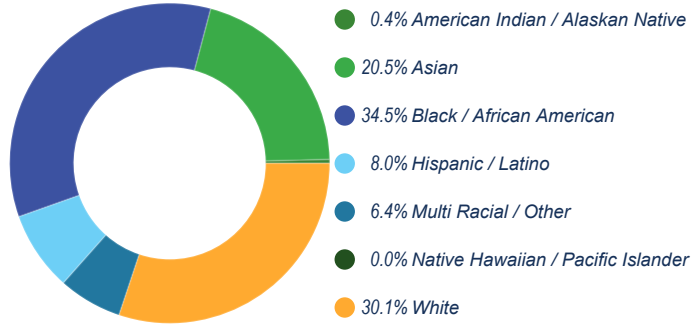
SPOTlight Legend: Improving  Maintaining  Not Improving 

# Girard Academic Music Program

## 2022-2023 SCHOOL PROGRESS REPORT ON EDUCATION AND EQUITY

School Code | 2410 Sector | District Network | Network 1  
 Principal Name | Joanne Beaver Address | 2136 W Ritner St  
 Phone | 215-400-8230 Website | gamp.philasd.org  
 Report Type | High School Grades in Report | 9-12  
 Admissions Category | Criteria-Based  
 Receives K8 Report | Yes Oct 1 Enrollment | 249

### Student Enrollment and Demographics



<b>250</b> # of Students Served Over the Full Year	<b>6.0%</b> % of Students with IEPs
<b>2.0%</b> % of Students Identified as English Learners	<b>51.4%</b> % of Students Identified as Economically Disadvantaged

### Student Attendance

<b>60.0%</b> % of Students Attending at Least 95% of Instructional Days	<b>82.4%</b> % of Students Attending at Least 90% of Instructional Days
--	--

Score Level	Performance	Improvement	Level
Not Applicable for 2022-2023	Black / African American		
Performance Insufficient Data for Score	Insufficient Data for Score	Insufficient Data for Score	NA
	Hispanic / Latino		
Improvement Improving in 3 out of 8 Eligible Metrics <b>37.5%</b>	Insufficient Data for Score	Insufficient Data for Score	NA
	Multi Racial / Other		
Goal Performance (All Students)	White		
Four-Year Cohort Graduation Rate	Insufficient Data for Score	Insufficient Data for Score	NA
<b>Score: 100.0%</b>	American Indian / Alaskan Native		
<b>IMPROVING</b> +0.0 From Prior Year	Insufficient Data for Score	Insufficient Data for Score	NA
GOAL 4   Keystone: % of Students Proficient or Advanced on All 3 Keystones, Grade 11	Asian		
<b>Score: 1.5%</b>	Insufficient Data for Score	Insufficient Data for Score	NA
<b>NOT IMPROVING</b> -75.8 From Prior Year	Native Hawaiian / Pacific Islander		
GOAL 5   % of 12th Grade CTE Students Meeting Industry Standards	Insufficient Data for Score	Insufficient Data for Score	NA
Insufficient Sample	English Learners		
Improving       Maintaining Not Improving       Not Applicable	Insufficient Data for Score	Insufficient Data for Score	NA
	Students with IEPs		
Economically Disadvantaged			NA

# Climate, Culture & Opportunity

## Conditions for Success

School Code | 2410 School Name | Girard Academic Music Program

### % of Students Attending 90%+ of Days

#### All Students

250 Students

**Score: 82.4%**



NOT IMPROVING

-2.8 From Prior Year



### % of Students Attending

Greater Than 95% of Instructional Days

60.0%

90-95% of Instructional Days

22.4%

85-90% of Instructional Days

8.4%

80-85% of Instructional Days

4.8%

Less than 80% of Instructional Days

4.4%

### Number of Dropouts

#### All Students

Grades 9-12

**Students: 1**

IMPROVING

-3.0 From Prior Year



### % of Students Receiving Zero Out-of-School Suspensions

#### All Students

250 Students

**Score: 94.8%**



NOT IMPROVING

-2.9 From Prior Year



\* Schools that are performing at the most positive value for a metric automatically receive a label of "Improving", even if no change in performance occurred.

# Climate, Culture & Opportunity

## Conditions for Success

School Code | 2410 School Name | Girard Academic Music Program

### % of Teachers Attending 90%+ of Days

#### All Teachers

33 Teachers

Score: 87.9%



IMPROVING

+6.1 From Prior Year



### Additional Teacher Metrics

36.0%

% of Teachers Rated as Distinguished

64.0%

% of Teachers Rated as Proficient

94.1%




Year-to-Year Teacher Retention

\* Schools that are performing at the most positive value for a metric automatically receive a label of "Improving", even if no change in performance occurred.

# College & Career: Every Student Graduates Ready for College and Careers

## Conditions for Success

School Code | 2410 School Name | Girard Academic Music Program

Four-Year Cohort Graduation Rate	Other Key Metrics		
<p><b>All Students</b> 61 out of 61 Students</p> <p><b>Score: 100.0%</b></p> <p>IMPROVING +0.0 From Prior Year </p>	<p><b>100.0%</b> Ninth-Grade On-Track Rate</p> <p><b>75.4%</b> First-Fall Matriculation</p> <p><b>59.0%</b> % of Students Completing the FAFSA by End of 12th Grade</p>		
<p><b>Black / African American</b> 21 out of 21 Students</p> <p><b>Score: 100.0%</b></p> <p>IMPROVING +0.0 From Prior Year </p>			
<p><b>Hispanic / Latino</b></p> <p>Insufficient Sample</p>			
<p><b>Multi Racial / Other</b></p> <p>Insufficient Sample</p>			
<p><b>White</b></p> <p>Insufficient Sample</p>			
<p><b>American Indian / Alaskan Native</b></p> <p>Insufficient Sample</p>			
<p><b>Asian</b></p> <p>Insufficient Sample</p>			
<p><b>Native Hawaiian / Pacific Islander</b></p> <p>Insufficient Sample</p>			
<p><b>English Learners</b></p> <p>Insufficient Sample</p>			
<p><b>Students with IEPs</b></p> <p>Insufficient Sample</p>			
<p><b>Economically Disadvantaged</b> 36 out of 36 Students</p> <p><b>Score: 100.0%</b></p> <p>IMPROVING +0.0 From Prior Year </p>			

\* Schools that are performing at the most positive value for a metric automatically receive a label of "Improving", even if no change in performance occurred.

# College & Career: Every Student Graduates Ready for College and Careers

## Goal 4 - Keystone Algebra I Proficiency, Grade 11

School Code | 2410 School Name | Girard Academic Music Program

Keystone Algebra 1: % of Students Proficient or Advanced, Grade 11	Keystone Algebra 1: % of Students Below Basic, Grade 11
<p>All Students</p> <p style="text-align: center;">Insufficient Sample</p>	<p>All Students</p> <p style="text-align: center;">Insufficient Sample</p>
<p>Black / African American</p> <p style="text-align: center;">Insufficient Sample</p>	<p>Black / African American</p> <p style="text-align: center;">Insufficient Sample</p>
<p>Hispanic / Latino</p> <p style="text-align: center;">Insufficient Sample</p>	<p>Hispanic / Latino</p> <p style="text-align: center;">Insufficient Sample</p>
<p>Multi Racial / Other</p> <p style="text-align: center;">Insufficient Sample</p>	<p>Multi Racial / Other</p> <p style="text-align: center;">Insufficient Sample</p>
<p>White</p> <p style="text-align: center;">Insufficient Sample</p>	<p>White</p> <p style="text-align: center;">Insufficient Sample</p>
<p>American Indian / Alaskan Native</p> <p style="text-align: center;">Insufficient Sample</p>	<p>American Indian / Alaskan Native</p> <p style="text-align: center;">Insufficient Sample</p>
<p>Asian</p> <p style="text-align: center;">Insufficient Sample</p>	<p>Asian</p> <p style="text-align: center;">Insufficient Sample</p>
<p>Native Hawaiian / Pacific Islander</p> <p style="text-align: center;">Insufficient Sample</p>	<p>Native Hawaiian / Pacific Islander</p> <p style="text-align: center;">Insufficient Sample</p>
<p>English Learners</p> <p style="text-align: center;">Insufficient Sample</p>	<p>English Learners</p> <p style="text-align: center;">Insufficient Sample</p>
<p>Students with IEPs</p> <p style="text-align: center;">Insufficient Sample</p>	<p>Students with IEPs</p> <p style="text-align: center;">Insufficient Sample</p>
<p>Economically Disadvantaged</p> <p style="text-align: center;">Insufficient Sample</p>	<p>Economically Disadvantaged</p> <p style="text-align: center;">Insufficient Sample</p>

\* Schools that are performing at the most positive value for a metric automatically receive a label of "Improving", even if no change in performance occurred.

\* Due to COVID-19 pandemic-related test cancellations and exemptions, Keystone results for 2022-2023 are compared to pre-pandemic (2018-2019) performance; 2018-2019 subgroup data are not included.

# College & Career: Every Student Graduates Ready for College and Careers

## Goal 4 - Keystone Biology Proficiency, Grade 11

School Code | 2410 School Name | Girard Academic Music Program

Keystone Biology: % of Students Proficient or Advanced, Grade 11	Keystone Biology: % of Students Below Basic, Grade 11
All Students	All Students
Insufficient Sample	Insufficient Sample
Black / African American	Black / African American
Insufficient Sample	Insufficient Sample
Hispanic / Latino	Hispanic / Latino
Insufficient Sample	Insufficient Sample
Multi Racial / Other	Multi Racial / Other
Insufficient Sample	Insufficient Sample
White	White
Insufficient Sample	Insufficient Sample
American Indian / Alaskan Native	American Indian / Alaskan Native
Insufficient Sample	Insufficient Sample
Asian	Asian
Insufficient Sample	Insufficient Sample
Native Hawaiian / Pacific Islander	Native Hawaiian / Pacific Islander
Insufficient Sample	Insufficient Sample
English Learners	English Learners
Insufficient Sample	Insufficient Sample
Students with IEPs	Students with IEPs
Insufficient Sample	Insufficient Sample
Economically Disadvantaged	Economically Disadvantaged
Insufficient Sample	Insufficient Sample

\* Schools that are performing at the most positive value for a metric automatically receive a label of "Improving", even if no change in performance occurred.

\* Due to COVID-19 pandemic-related test cancellations and exemptions, Keystone results for 2022-2023 are compared to pre-pandemic (2018-2019) performance; 2018-2019 subgroup data are not included.

# College & Career: Every Student Graduates Ready for College and Careers

## Goal 4 - Keystone Literature Proficiency, Grade 11

School Code | 2410 School Name | Girard Academic Music Program

Keystone Literature: % of Students Proficient or Advanced, Grade 11	Keystone Literature: % of Students Below Basic, Grade 11
<p><b>All Students</b> 56 out of 66 Students</p> <p><b>Score: 84.9%</b> <span>NOT IMPROVING</span> -2.9 From Prior Year </p>	<p><b>All Students</b> 2 out of 66 Students</p> <p><b>Score: 3.0%</b> <span>NOT IMPROVING</span> +1.5 From Prior Year </p>
<p><b>Black / African American</b> 17 out of 22 Students</p> <p><b>Score: 77.3%</b> <span>Not Applicable</span> No Data Prior Year </p>	<p><b>Black / African American</b> 2 out of 22 Students</p> <p><b>Score: 9.1%</b> <span>Not Applicable</span> No Data Prior Year </p>
<p><b>Hispanic / Latino</b></p> <p>Insufficient Sample</p>	<p><b>Hispanic / Latino</b></p> <p>Insufficient Sample</p>
<p><b>Multi Racial / Other</b></p> <p>Insufficient Sample</p>	<p><b>Multi Racial / Other</b></p> <p>Insufficient Sample</p>
<p><b>White</b> 20 out of 23 Students</p> <p><b>Score: 87.0%</b> <span>Not Applicable</span> No Data Prior Year </p>	<p><b>White</b> 0 out of 23 Students</p> <p><b>Score: 0.0%</b> <span>Not Applicable</span> No Data Prior Year </p>
<p><b>American Indian / Alaskan Native</b></p> <p>Insufficient Sample</p>	<p><b>American Indian / Alaskan Native</b></p> <p>Insufficient Sample</p>
<p><b>Asian</b></p> <p>Insufficient Sample</p>	<p><b>Asian</b></p> <p>Insufficient Sample</p>
<p><b>Native Hawaiian / Pacific Islander</b></p> <p>Insufficient Sample</p>	<p><b>Native Hawaiian / Pacific Islander</b></p> <p>Insufficient Sample</p>
<p><b>English Learners</b></p> <p>Insufficient Sample</p>	<p><b>English Learners</b></p> <p>Insufficient Sample</p>
<p><b>Students with IEPs</b></p> <p>Insufficient Sample</p>	<p><b>Students with IEPs</b></p> <p>Insufficient Sample</p>
<p><b>Economically Disadvantaged</b> 27 out of 34 Students</p> <p><b>Score: 79.4%</b> <span>Not Applicable</span> No Data Prior Year </p>	<p><b>Economically Disadvantaged</b> 1 out of 34 Students</p> <p><b>Score: 2.9%</b> <span>Not Applicable</span> No Data Prior Year </p>

\* Schools that are performing at the most positive value for a metric automatically receive a label of "Improving", even if no change in performance occurred.

\* Due to COVID-19 pandemic-related test cancellations and exemptions, Keystone results for 2022-2023 are compared to pre-pandemic (2018-2019) performance; 2018-2019 subgroup data are not included.



# College & Career: Every Student Graduates Ready for College and Careers

Goal 4 - Keystone Overall Proficiency, Grade 11

Goal 5 - Career and Technical Education, Grade 12

School Code | 2410 School Name | Girard Academic Music Program

## Keystone All Subjects: % of Students Proficient or Advanced, Grade 11

### All Students

1 out of 66 Students

Score: 1.5%

NOT IMPROVING

-75.8 From Prior Year



### Black / African American

0 out of 22 Students

Score: 0.0%

Not Applicable

No Data Prior Year



### Hispanic / Latino

Insufficient Sample

### Multi Racial / Other

Insufficient Sample

### White

1 out of 23 Students

Score: 4.4%

Not Applicable

No Data Prior Year



### American Indian / Alaskan Native

Insufficient Sample

### Asian

Insufficient Sample

### Native Hawaiian / Pacific Islander

Insufficient Sample

### English Learners

Insufficient Sample

### Students with IEPs

Insufficient Sample

### Economically Disadvantaged

0 out of 34 Students

Score: 0.0%

Not Applicable

No Data Prior Year



## % of 12th Grade CTE Students Meeting Industry Standards

### All Students

Insufficient Sample

\* Schools that are performing at the most positive value for a metric automatically receive a label of "Improving", even if no change in performance occurred.

\* Due to COVID-19 pandemic-related test cancellations and exemptions, Keystone results for 2022-2023 are compared to pre-pandemic (2018-2019) performance; 2018-2019 subgroup data are not included.